


# LIVING n o w



#legrandImprovingLives

**bticino**

A brand of  legrand®

# LIVING now



Forever an icon,  
today Smart as well.

Living Now is the new Living generation. A timeless icon which combines the linearity of a unique design with the simplicity of Smart technology. All this without changing usual wiring procedures because Living Now is always installed in the traditional way, guaranteeing a perfect installation.



Traditional  
control



Control with  
smartphone



Voice  
command



Planning  
programmed

## CONTENTS

DESIGN INNOVATION	4
FINISHES	6
HOME AUTOMATION SYSTEM	14
INSTALLATION OF THE DIGITAL CONTROLS	18
CATALOGUE	26

# DESIGN INNOVATION

PERFECT PLANARITY AND ELEGANT DETAILS



**MORE SPACE FOR FUNCTIONS**  
Unique shape with space increased for functions.



## FULL TOUCH CONTROLS

The light can be switched on or off by pressing any point of the surface of the keys. After being pressed, the keys return to their original position, perfectly aligned.

## NEW DIGITAL CONTROLS WITH LIVING NOW FINISH

Living Now series digital controls are now part of the MyHOME home automation range. A mix of incomparable innovation and simplicity, ready to be discovered, heard and touched.



## LIGHT AND FULL CONTROLS


- New touch controls without cover plate
- Customised icons and leds using the app MyHOME
- Expandable to new functions



Living Now, has won this prestigious international award confirming BTicino's ability to combine technology and design

# DEVICE FINISHING

WHITE



SAND



BLACK



### 3 COLOURS FOR THE DEVICES

The devices feature an aesthetic component, the covers, available in three different colours: white, sand and black. Satin finish surface: for a pleasant feel.

### COMBINATION WITH THE COVER PLATES

The Living Now cover plate range includes 16 finishes, purposely selected for use with the device covers, and made of different materials: techno polymer, metal and wood.



# COVER PLATE FINISHING



**ICE cover plate / 冰白**  
Material: techno polymer  
Code: ...DW



The zamak and wood finishes are obtained using non-mass production procedures. The individual differences among the various cover plates are therefore a distinguishing valuable element.



**WHITE cover plate / 雅士白**  
Material: techno polymer  
Code: ...KW



**GOLD cover plate / 缎丝金**  
Material: zamak  
Code: ...ZW



**MOON COVER PLATE / 冷月灰**  
Material: zamak  
Code: ...NW



**SKY cover plate / 雾天青**  
Material: techno polymer  
Code: ...DA



**PIXEL cover plate / 像素白**  
Material: techno polymer - pixel effect  
Code: ...MW

# COVER PLATE FINISHING



**OAK cover plate / 橡木**  
Material: wood  
Code: ...LM



The zamak and wood finishes are obtained using non-mass production procedures. The individual differences among the various cover plates are therefore a distinguishing valuable element.



**SAND cover plate / 沙灰色**  
Material: techno polymer  
Code: ...KM



**COPPER cover plate / 缎丝铜**  
Material: zamak  
Code: ...ZM



**AURA cover plate / 气质粉**  
Material: techno polymer  
Code: ...DM



**OPTIC cover plate / 光棱镜**  
Material: techno polymer - pixel effect  
Code: ...MM

# COVER PLATE FINISHING



**STEEL cover plate / 缎丝银**  
Material: zamak  
Code: ...ZG



The zamak and wood finishes are obtained using non-mass production procedures. The individual differences among the various cover plates are therefore a distinguishing valuable element.



**BLACK cover plate / 石墨黑**  
Material: techno polymer  
Code: ...KG



**SPACE cover plate / 乌陨石**  
Material: zamak  
Code: ...NG



**WALNUT cover plate / 胡桃木**  
Material: wood  
Code: ...LG



**NIGHT cover plate / 亮黑**  
Material: techno polymer  
Code: ...DG

# HOME AUTOMATION SYSTEM

Living Now MyHOME\_Up

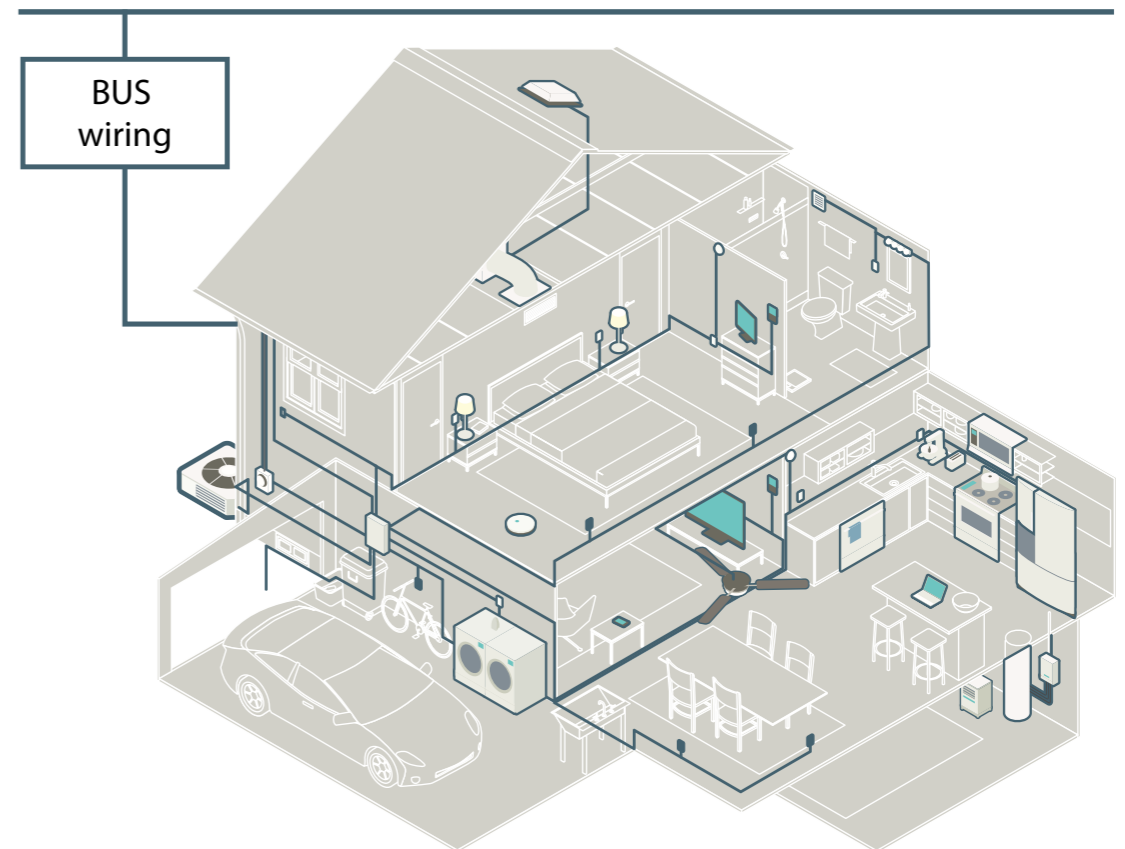
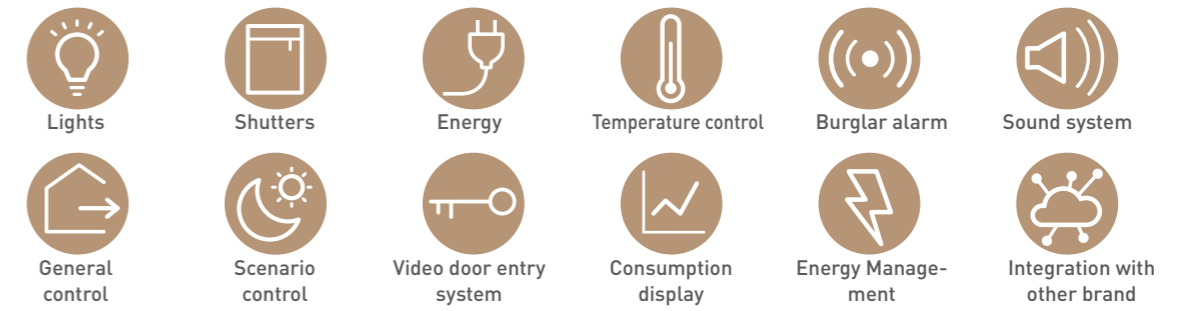


**SIMPLE TO USE**

The possibility of choosing the favourite controls and create customised scenarios, make MyHOME\_Up the ideal solution for adapting the system to personal needs!



**MyHOME\_Up system**



Install a bus integrated system manageable using one single App or one single touch screen display (specific system design solution).

# INSTALL A MyHOME\_Up SYSTEM USING THE LIVING NOW RANGE



Light and Full digital controls



Light and Full digital controls


BUS



Display thermostat



Touch Screen HOMETOUCH (compatible with Netatmo cameras)



MYHOMESERVER1

NUVO audio system

Third-party products and devices



## EVERYTHING UNDER CONTROL

Thanks to MyHOME\_Up, end users can manage their homes in full freedom: using Living Now manual controls, Touch Screen devices and Smartphones with the MyHOME\_Up App.



## A complete system

The heart of the system is MYHOMESERVER1, a connected server that provides integration of all the system functions!

# DIGITAL CONTROLS: A NEW WAY TO TOUCH HOME AUTOMATION

## LIGHT CONTROLS AND FULL CONTROLS: A MULTISENSORIAL EXPERIENCE

- New touch controls without cover plate
- Customised icons and leds using the app Digital controls
- Light and Full controls expandable to new functions




Light control      Full digital controls

## EXTEND THE CONTROL

Expand the system by adding new control devices with a new frame. Without wiring.



FROM 3 CONTROL DEVICES



TO 4 CONTROL DEVICES

## MOVE THE POSITION

With a simple operation, it is possible to change the position of a control device, maintaining its function. Without wiring.



FROM THE LIVING ROOM



TO THE BEDROOM

## CREATE CUSTOMISABLE FUNCTIONS

The function associated to the control device and the corresponding icon can be changed at any moment, also by the end user, using the app Digital Controls.


### FUNCTION MODIFICATION



From dimmer control

To shutter control

### FUNCTION EXTENSION




From the control of one light

To the control of two lights



App Digital Controls

# INSTALLATION OF DIGITAL CONTROLS



## FUNCTIONAL ELEMENTS




## AESTHETIC ELEMENTS

### INSTALLATION

With reference to the illustration, digital devices are installed in their respective flush mounted box and support, item K470..., using an appropriate "frame" with 27 Vd.c. control device power supply contacts.

The Module for connection to the system BUS and any flush mounted actuators are installed on the support.

# ALWAYS PERFECT INSTALLATION



## FUNCTIONAL ELEMENTS

### STANDARD INSTALLATION

Both in case of **traditional** and **connected devices**, installation is always standard, with the following characteristics:

- traditional wiring;
- flush mounted or plasterboard boxes, typically 2 to 6 modules;;
- no configuration required.

### YOUR WORK DOES NOT CHANGE, BUT IS MADE EASIER

The rules and procedures for the installation of the electric system don't change. Moreover, with the installation of the aesthetic components at the end of the works, you will hand to your customer a perfect and perfectly looking system.



## AESTHETIC ELEMENTS

### SITE ACTIVITY SEQUENCE

- Install the system, fully working, but without aesthetic elements (cover plates and covers)
- Protect the light point using the protective shell (supplied with the support))
- After completing all the works (including the painting of the walls), install the cover plates and the covers

### MORE ADVANTAGES

- When repainting the walls in the future, the customer will be able to easily remove the light point aesthetic components, cover plates and covers, and just as easily replace them on completion of the works
- After a few years the customer decides to change light points?  
It is possible to simply change the covers, without touching the mechanisms

# SOLUTIONS FOR AN ALWAYS PERFECT INSTALLATION

## FULL TOUCH CONTROL: ERGONOMICS

All the surface is functional. It can be precisely activated from the top, bottom or centre, ensuring exceptional ergonomics.



## FULL TOUCH CONTROL: ELECTRO MECHANICS

1) tested with over 80,000 activations with the load connected; double than the standard requirements. This equals over 40 years of "normal" use.  
2) 10AX 250 V or 15AX 127 V, tested up to 700 A peak; also perfect for the new LED light bulbs, which generate significant peak current when switched on.

## SELF CENTERING SYSTEM

This patented cover self-centering system ensures that the control covers are always aligned with the other components of the light point, even after extended use.




## FLOATING FRAME

It's the flexible floating frame at the back of the cover plate that makes sure that the light point perfectly adheres to any wall.

The floating frame gives the possibility of:

- 1) hiding wall defects;
- 2) hiding any irregularity in flush mounted boxes their positioning;
- 3) hiding the external collars of plasterboard boxes.



## STRONGER SUPPORT

Up to 4 times stronger than the current version, thanks to the new geometry and high performance materials.




## BETTER PROTECTION

The support has a protective shell, which can be used to protect supports and mechanisms from possible damage during decorating activities, for example when painting the walls.

**Traditional electrical system**

main controls

主要控制



Item	Switch / 开关
<input type="radio"/> K4001	<b>10AX单控开关功能键, 1模</b> 1P 10 AX, 250 VA, 1-way switch, screw and plates terminals, lightable - 1 module
<input type="radio"/> K4003	<b>10AX双控开关功能键, 1模</b> 1P 10 AX, 250 VA 2-way switch, screw and plates terminals, lightable - 1 module
<input type="radio"/> K4004	<b>10AX中途掣开关功能键, 1模</b> * 1P 10 AX, 250 VA 4-way switch, screw and plates terminals - 1 module
<input type="radio"/> K4004L	<b>10AX中途掣开关功能键, 1模</b> 带白色LED指示灯 * 1P 10 AX, 250 VA LIT 4-ways switch, screw and plates terminals, with white LED for backlighting (the LED is not interchangeable) - 1 module
<input type="radio"/> K4004LB	<b>10AX中途掣开关功能键, 1模</b> 带蓝色LED指示灯 * 1P 10 AX, 250 VA LIT 4-ways switch, screw and plates terminals, with blue LED for backlighting (the LED is not interchangeable) - 1 module
<input type="radio"/> K4005	<b>10AX复位开关功能键, 1模</b> 1P (NO) 10 A, 250 VA pushbutton, screw and plates terminal, lightable - 1 module
<input type="radio"/> K4036	<b>10A双常开复位开关功能键, 1模</b> 非互锁 1P NO/NO 10 A 250 VA double pushbutton 1 P (NO) + 1 P (NO) not interlocked, not lightable - 1 module
<input type="radio"/> K4037	<b>10A 双常开复位窗帘开关功能键, 1模</b> 互锁 1P NO/NO 10 A 250 VA double pushbutton 1 P (NO) + 1 P (NO) not interlocked, not lightable - 1 module
<input type="checkbox"/> KW4002 <input checked="" type="checkbox"/> KG4002 <input type="checkbox"/> KM4002	<b>16AX双极开关功能键, 1模</b> 2P 16 AX, 250 VA, lightable switch - 1 module

Item	Switch / 开关
<input type="radio"/> K4034	<b>10A 常开复位开关功能键, 1模</b> 10 A 250 VA opening pushbutton 1 P (NO) and 1 P (NC), lightable - 1 module
<input type="checkbox"/> KW4033 <input checked="" type="checkbox"/> KG4033 <input type="checkbox"/> KM4033	<b>10A 拉绳复位开关功能键, 1模</b> 10 A 250 VA pull-cord pushbutton 1 P (NO) and 1 P (NC) - 1 module
<input type="checkbox"/> KW01 <input checked="" type="checkbox"/> KG01 <input type="checkbox"/> KM01	<b>Cover / 开关罩板</b> 1 module Lightable cover for item K4001, K4003, K4004, K4004L, K4004LB, K4005, K4034
<input type="checkbox"/> KW02 <input checked="" type="checkbox"/> KG02 <input type="checkbox"/> KM02	Cover for item KW4002, K4033
<input type="checkbox"/> KW05 <input checked="" type="checkbox"/> KG05 <input type="checkbox"/> KM05	Cover for item K4037
<input type="checkbox"/> KW05L <input checked="" type="checkbox"/> KG05L <input type="checkbox"/> KM05L	Cover for item K4036
<input type="checkbox"/> KW01M2 <input checked="" type="checkbox"/> KG01M2 <input type="checkbox"/> KM01M2	<b>2 modules</b> Lightable cover for item K4001, K4003, K4004, K4004L, K4004LB, K4005, K4034

White colour cover     Black colour cover     Sand colour cover     Neutral item (without cover)

**Traditional electrical system**

dimmer

调光开关



Devices to be completed with appropriate cover as indicated below

Item	Dimmer / 调光器
<input type="radio"/> K4411	<b>通用调光开关功能键 / Universal dimmer</b> Universal pushbutton dimmer - resistive/ inductive/ capacitive/fluorescent/compact/ dimmer LED. 100 to 240 VA 50 ÷ 60 Hz - connection without neutral - 2 modules 白炽灯/铁磁变压器低压卤素灯/可调光荧光灯/可调光CFL/可调光LED 100-240V 50-60Hz 不带零线, 2模
<input type="radio"/> K4410	<b>0-10V调光功能键 / Dimmer for ballast lamp</b> Pushbutton dimmer for ballast lamp with 0-10V output. 100 to 240 VA 50 to 60 Hz - 2 modules 灯具 100-240V 50-60Hz, 2模 带 0-10V 调光驱动的灯具

Item	Cover / 调光开关罩板
<input type="checkbox"/> KW19 <input checked="" type="checkbox"/> KG19 <input type="checkbox"/> KM19	<b>1 module</b> Cover for item K4411, K4410

**DIMMER K4410 - LOADS MANAGED TABLE**

		1-10 V			
		Incandescent	Fluorescent	LED	LED
+35°C 0°C	240 V	Max 600 VA	600 VA	600 VA	600 VA
	100 V	Max 300 VA	300 VA	300 VA	300 VA
		Min. 20 VA	20 VA	20 VA	20 VA

**DIMMER K4411 - LOADS MANAGED TABLE**

		R	L	C/L Dimmable		Dimmable
+35°C 0°C	240 V	Max. 400 W	400 W	400 VA	200 VA	75 W or max. 10 lamps
	100 V	Max. 200 W	200 W	200 VA	100 VA	37 W or max. 10 lamps
		Min. 3 W	3 W	3 VA	3 VA	3 W

White colour cover     Black colour cover     Sand colour cover     Neutral item (without cover)

**Traditional electrical system**

sockets  
插座



K4189N K4181 K4190N KG89N

Devices to be completed with appropriate cover as indicated below

Item	Chinese standard sockets / 插座
<input type="radio"/> K4189N	10A 二扁圆插座功能键, 2模 Chinese 5P socket - 2 modules
<input type="radio"/> K4181	16A 三扁插座功能键, 2模 Chinese 16A 3P socket - 2 modules
<input type="radio"/> K4190N	10A 二扁圆插座功能键, 1模 Chinese 10A 2P socket - 1 module

Item	Cover for sockets / 插座罩板
<input type="checkbox"/> KW89N <input checked="" type="checkbox"/> KG89N <input type="checkbox"/> KM89N	10A 二扁圆插座罩板, 2模 2 modules Cover for item K4189
<input type="checkbox"/> KW89S <input checked="" type="checkbox"/> KG89S <input type="checkbox"/> KM89S	16A 三扁插座罩板, 2模 2 modules Cover for item K4181
<input type="checkbox"/> KW81 <input checked="" type="checkbox"/> KG81 <input type="checkbox"/> KM81	10A 二扁圆插座罩板, 1模 1 module Cover for item K4190

**Traditional electrical system**

thermostats / USB and wireless chargers  
电子温控器



KG81 KG90N KW4441 KG4441

Devices to be completed with appropriate cover as indicated below

Item	Electronic thermostats / 温控器
<input type="checkbox"/> KW4441 <input checked="" type="checkbox"/> KG4441 <input type="checkbox"/> KM4441	水地暖温控器含罩板, 2模 Electronic room thermostat - relay output with 1 contact in switching free of 5(2)A potential. - power supply 230 VA - 2 modules

**Traditional electrical system**

USB and wireless chargers  
USB和无线充电器



K4191A K4191AA K4191AC K4191CC K4192C K4285C2 KW11C KG11C KM11C KW13C KG13C KM13C

Devices to be completed with appropriate cover as indicated below

Item	USB charger / USB充电插座
<input type="radio"/> K4191A	USB charger with 1 type A port for charging electronic devices up to 15W. - 100-240 V 50-60 Hz DIRECT power supply Output voltage 5V - 1 module
<input type="radio"/> K4191AA	USB charger with 2 type A ports for charging single electronic devices up to 15W or simultaneous charging of two devices. - 100-240 V 50-60 Hz DIRECT power supply Output voltage 5V - 1 module
<input type="radio"/> K4191AC	USB charger with 2 type A and C ports for charging single electronic devices up to 15W or simultaneous charging of two devices. - 100-240 V 50-60 Hz DIRECT power supply Output voltage 5V - 1 module
<input type="radio"/> K4191CC	USB charger with 2 type C ports for charging single electronic devices up to 15W or simultaneous charging of two devices. - 100-240 V 50-60 Hz DIRECT power supply Output voltage 5V - 1 module
<input type="radio"/> K4192C	USB charger with 1 type C port for charging single electronic devices up to 20W. It allows the fast charge of portable devices (PC, tablets, smartphones) based on Power Delivery technology. - 100-240 V 50-60 Hz DIRECT power supply Output voltage 5 - 9 -12V - 1 module
<input type="radio"/> K4285C2	5 Vdc type A USB charger for quick charge of one single electronic device up to 15 W or simultaneous charging of two devices - 110-230 V 50-60 Hz DIRECT power supply - 2 modules

Item	Cover for USB charger / USB充电罩板
<input type="checkbox"/> KW11C <input checked="" type="checkbox"/> KG11C <input type="checkbox"/> KM11C	1 module Cover 1 module for item K4191A, K4192C
<input type="checkbox"/> KW13C <input checked="" type="checkbox"/> KG13C <input type="checkbox"/> KM13C	1 module Cover 1 module for item K4191AA, K4191AC, K4191CC
<input type="checkbox"/> KW12C <input checked="" type="checkbox"/> KG12C <input type="checkbox"/> KM12C	2 modules Cover for item K4285C2, K4286C2, K4287C2, K4288C2

**Traditional electrical system**

TV sockets  
电视模块



Devices to be completed with appropriate cover as indicated below

Item	<b>TV socket 1 module / 电视插</b>
○ K4202CN	<b>电视插功能键, 1模</b> Direct coaxial socket for single-user aerial systems, including central remote powered systems and single-user central satellite systems with current and signal transfer for the selection of the channels - shielded connection clamps with captive screws - Diam. 9.5 mm - male connector - 1 module
	<b>Cover for TV socket 1 module / 电视插罩板</b>
	<b>1 module</b>
□ KW08 ■ KG08 □ KM08	Cover for item K4202CN

**Traditional electrical system**

RJ connectors for data, telephony and for optical fiber  
电脑、电话模块



Devices to be completed with appropriate cover as indicated below

Item	<b>RJ45 connectors / 电脑插</b>						
	<b>数据/电话传输连接器</b> Connectors for data/telephony transmission These connectors can be used for 4-pair signal transmission systems - 1 module 可用于4对双绞线信号传输系统-1模						
	<table border="1"> <thead> <tr> <th>Category</th> <th>Type of connection</th> </tr> </thead> <tbody> <tr> <td>□ KW4279C5E ■ KG4279C5E □ KM4279C5E</td> <td> 5E UTP TOOLLESS IDC</td> </tr> <tr> <td>□ KW4279C6 ■ KG4279C6 □ KM4279C6</td> <td> 6 UTP TOOLLESS IDC</td> </tr> </tbody> </table>	Category	Type of connection	□ KW4279C5E ■ KG4279C5E □ KM4279C5E	5E UTP TOOLLESS IDC	□ KW4279C6 ■ KG4279C6 □ KM4279C6	6 UTP TOOLLESS IDC
Category	Type of connection						
□ KW4279C5E ■ KG4279C5E □ KM4279C5E	5E UTP TOOLLESS IDC						
□ KW4279C6 ■ KG4279C6 □ KM4279C6	6 UTP TOOLLESS IDC						
	<b>RJ11 connectors / 电话插</b>						
	These connectors are designed to meet the needs linked with telephonic interconnections - 1 module 可用于与电话设备连接-1模块						
	<table border="1"> <thead> <tr> <th>Category</th> <th>Type of connection</th> </tr> </thead> <tbody> <tr> <td>□ KW4258RJ11 ■ KG4258RJ11 □ KM4258RJ11</td> <td> RJ11 K10</td> </tr> </tbody> </table>	Category	Type of connection	□ KW4258RJ11 ■ KG4258RJ11 □ KM4258RJ11	RJ11 K10		
Category	Type of connection						
□ KW4258RJ11 ■ KG4258RJ11 □ KM4258RJ11	RJ11 K10						
	<b>Cover for RJ45, RJ11 connectors and Keystons adapters / 电脑电话罩板</b>						
	<b>1 module</b>						
□ KW07 ■ KG07 □ KM07	Cover for all the RJ45 and RJ11 connectors						

□ White colour cover    ■ Black colour cover    □ Sand colour cover    ○ Neutral item (without cover)

**Traditional electrical system**

audio video connectors  
音视频接口



Devices to be completed with appropriate cover as indicated below

Item	<b>A/V connector / 多媒体插座</b>
	<b>HDMI 连接插座功能键, 1模</b>
○ K4284P	Pre-connected HDMI 1.4 connector - 1 module
	<b>USB 连接插座功能键 带连接线, 1模</b>
○ K4285P	Pre-connected type A USB connector - 1 module
	<b>Cover for audio and A/V connectors / 罩板</b>
	<b>1 module</b>
□ KW14 ■ KG14 □ KM14	Cover for item K4284P
□ KW10P ■ KG10P □ KM10P	Cover for item K4285P

□ White colour cover    ■ Black colour cover    □ Sand colour cover    ○ Neutral item (without cover)

**Traditional electrical system**

lighting  
照明



Devices to be completed with appropriate cover as indicated below

Item	<b>Torch and safety LED lamp / LED指示灯</b>
	<b>可移动指示灯功能键, 2模</b>
○ K4380	Removable and rechargeable torch with automatic switching on device - it lights up automatically when there is a power cut - push&pull pull-out system complete with recharge base - white light LED with high luminous efficiency - ON/OFF switch and SPOT pushbutton to increase the brightness when necessary - interchangeable Ni-MH batteries without "memory" effect - 2 hour life - low consumption in stand-by 0.4 W - 230 VA power supply - 2 modules
	<b>安全提示灯功能键, 1模</b>
○ K4381	LED safety lamp with automatic operation when there is a power cut. 230 VA 50/60 Hz - power consumption 2.5 VA (0.1 W) - rechargeable non-replaceable NiMH 3.6 V 140 mAh battery - complete charge in 48 hours - life 2 hours - maximum cable section 1 x 1.5 mm <sup>2</sup> - light intensity 2400 mcd - angle of emission 120° - not pull-out - 1 module
	<b>Cover for lighting functions / 罩板</b>
	<b>2 modules</b>
□ KW04 ■ KG04 □ KM04	Cover for item K4380
	<b>1 module</b>
□ KW02 ■ KG02 □ KM02	Cover for item K4381

**Traditional electrical system**

functions for hotel room

酒店客房功能



Devices to be completed with appropriate cover as indicated below

Item	Key card switches / 插卡取电开关
○ K4549	<p><b>插卡取电功能键, 3模</b></p> <p>Key card switch for the power supply inside the hotel room - slot light with built-in lamp - 30 second switch-off delay - power supply 230 VA The completion of the light point requires two "half-module blanking modules" (item K4949) at the sides of the badge holder. To be installed with supports and cover plates with minimum size of 3 modules</p>
○ K4548	<p><b>带识别插卡取电功能键, 3模</b></p> <p>Key card switch for the power supply inside the hotel room - slot light with built-in lamp - 30 second switch-off delay - power supply 230 VA - with RFID technology recognition The completion of the light point requires two "half-module blanking modules" (item K4949) at the sides of the badge holder. To be installed with supports and cover plates with minimum size of 3 modules</p>
○ K4373	<p><b>Off-door controls / 门外显示</b></p> <p><b>门外显示功能键, 1模</b></p> <p>Lampholder with two built-in LEDs, green and red. Can be used as out of room visual signal with double notification: do not disturb and make up the room - The LEDs cannot be replaced - 127/ 230 VA power supply - 1 module</p>
□ KW4177 ■ KG4177 □ KM4177	<p><b>Shaver sockets / 刮须插</b></p> <p><b>刮须插盒罩板, 3模</b></p> <p>Shaver socket with insulation transformer - input voltage 230 VA 50/60 Hz - output voltage 115/230 VA 20 VA The cover of the selected colour is supplied in the same box as the shaver socket - 3 modules</p>

Item	Cover for functions for hotel / 罩板
□ KW22 ■ KG22 □ KM22	<p><b>插卡取电罩板, 3模</b></p> <p><b>3 modules</b></p> <p>Cover for item K4549 et K4548</p>
□ KW11H ■ KG11H □ KM11H	<p><b>勿扰+清理门外显示罩板, 1模</b></p> <p><b>1 module</b></p> <p>Cover for item K4373</p>
○ K4434C	<p><b>SOS switch / 紧急呼叫开关</b></p> <p><b>紧急呼叫开关功能键, 2模</b></p> <p><b>2 modules</b></p>
□ KW91M2 ■ KG91M2 □ KM91M2	<p><b>紧急呼叫开关罩板, 2模</b></p> <p><b>2 modules</b></p> <p>Cover for item K4434C</p>

□ White colour cover    ■ Black colour cover    □ Sand colour cover    ○ Neutral item (without cover)

**Traditional electrical system**

LED and blanking modules

指示灯

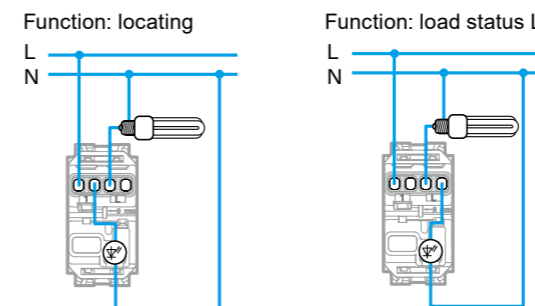


Devices to be completed with appropriate cover as indicated below

Item	LED for control and socket lighting LED指示灯配件
LN4743/230T	<p><b>指示灯</b></p> <p>LED for backlighting of the following "basic control devices" : K4001, K4001A, K4003, K4003A, K4005, K4005A, K4001M2A, K4003M2A, K4005M2A, KW4002, KG4002, KM4002 et K4034</p> <p>白色 white LED - 230 VA - night signal</p>
H4743/230B	<p>蓝色 blue LED - 230 VA - night signal</p>
LN4743/12T	<p>白色 white LED - 12/24 VA - night signal</p>
H4743/12B	<p>蓝色 blue LED - 12/24 VA - night signal</p>

Item	Blanking modules / 空白面板模块
K4950	<p><b>空白面板功能键, 1模</b></p> <p>Blanking module - 1 module</p>
K4953	<p><b>空白面板带9MM直径孔功能键, 1模</b></p> <p>Blanking module with output Ø 9 mm It does not require the cover - 1 module</p>
K4949	<p><b>Installation accessory / 附件</b></p> <p><b>空白面板功能键, 0.5模</b></p> <p>1/2 module blanking module - it does not require the cover</p>
□ KW00 ■ KG00 □ KM00	<p><b>Cover for Blanking modules / 罩板</b></p> <p><b>1 module</b></p> <p>Cover for item K4950</p>

**EXAMPLES OF LED CONNECTION ON A SWITCH**








Control backlighting led connection

Note for the connection of 230 V.a.c. LEDs for the backlighting of control devices: when LEDs are fitted to help locate the control itself, it must be taken into account that energy saving and fluorescent lamps do not allow in series connection of the LED on the load. It is therefore necessary to also take a neutral conductor near the control, so that the LED may be connected directly between phase and neutral, and will always be on.


□ White colour cover    ■ Black colour cover    □ Sand colour cover    ○ Neutral item (without cover)

**Living Now**  
support frames and IP44 housing  
安装支架



Item	Supports / 安装支架
K4702	 2模 2-module support frame supplied with protective shell
K4703	 3模 3-module support frame supplied with protective shell
K4704	 4模 4-module support frame supplied with protective shell
K4706	 6模 6-module support frame supplied with protective shell
KA4902	 金属支架, 2模 Accessorie for 2 module support frame - to be used on Indian standard installations

Item	IP44 housing / 防水盒
26603	 IP44 protection cover (guaranteed when closed). Ideal for installation where an IP44 protection degree is required. Fully compatible with all ranges, both BTicino and other brands. It is made with high-quality material which guarantees long-term sealing against all weather conditions. It can be installed on Italian standard 3-module flush mounted box



**Living Now**



**MyHOME**



Item	Control server using the app / 网关
○ MYHOMESERVER1	<p>Server to associate devices during the system starting-up and for the local and remote management of the functions by the user with the specific MyHOME_Up application for Android and iOS smartphones or tablets.</p> <p>控制网关，用于在系统启动期间关联设备，并配合适用于Android、iOS智能手机或平板电脑的特定MyHOME_Up应用程序，实现本地及远程控制。</p>
○ MHSERVERKIT	<p>Kit containing MyHOMEServer1 and Access Point for communication between the MyHome_Up system to which it is connected, and a smartphone or tablet where the MyHome-Up App is installed.</p> <p>套装包括一个MyHOMEServer1网关和一个AP，AP用于MyHome_Up系统，与安装了MyHome-Up App的智能手机或平板电脑之间进行通信。</p>

**Note:** For the details of the products managed by MyHome\_Up and the compatible products, see the corresponding guide.  
注意：有关MyHome\_Up管理的产品和兼容产品的详细信息，请参见相应的指南。



Item	Box for flush mounted installation / 底盒和支架
○ 3487	<p><b>嵌入式安装底盒</b></p> <p>Box for flush mounted installation of the HOMETOUCH Touch screen item 3488 and 3488W. Width 197 mm, height 148 mm and depth 52 mm.</p> <p>嵌入式安装HOMETOUCH触摸屏（型号3488和3488W）的底盒。宽197mm，高148mm，深52mm。</p>
○ 3487AP	<p><b>嵌入式安装支架</b></p> <p>Support for flush mounted installation on plasterboard walls of the HOMETOUCH Touch screen item 3488 and 3488W.</p> <p>用于石膏板上安装HOMETOUCH触摸屏（型号3488和3488W）的支架。</p>

**App DOOR ENTRY for HOMETOUCH**

This allows the user to manage the video internal unit calls locally and remotely using the smartphone or with a simple touch open the gate, activate the cameras and the video door entry answering machine.

该应用程序让用户实现本地和远程管理可视对讲室内机的呼叫，可以使用智能手机或通过在触摸屏上的简单操作来开门、查看摄像机和可视对讲答录机。

Item	SCS/DALI interface / SCS/DALI 接口
○ F429	<p>DALI dimmer, 8 independent outputs with maximum load 16 ballast at 230 Vac, pushbutton for load direct control - 6 DIN modules</p> <p>DALI调光器，8个独立输出，每路输出最多带16个DALI镇流器，230 Vac，具有用于直接控制负载的按键，6DIN</p>
○ F459	<p><b>Driver manager / 集成网关</b></p> <p>Integration platform with other brand systems - 6 DIN modules</p> <p>与其他品牌系统的集成平台 - 6 DIN</p>

Contact the BTicino System Integration Service to check the feasibility of specific integrations and to request the licence needed to use the Driver manager (Toll free number 800.837035)  
请与BTicino系统集成服务联系，以检查特定集成的可行性并请求使用驱动程序管理器所需的许可（免费电话:800.837035）

**App MyHOME\_Up**

Mobile device App that allows:

- the installer, thanks to a self-learning procedure, to easily associate the devices together when starting up the system;
- the user to manage his home home-automation wherever he is.

智能移动设备应用程序，支持：

- 安装者账号：通过APP自带的配置功能，可以在启动系统时轻松地设备关联在一起；
- 用户账号：无论身在何处，用户都可以管理自己的智能家居系统。





Devices to be completed with appropriate cover as indicated below

Item	<b>Control devices / 控制器</b>
○ K4652M2	<p>Control for the management of one or two ON/OFF functions, the shutter UP/DOWN function and the adjustment of a dimmer load. It can also be used as scenario control and for the call to the floor, staircase light switching on and door lock activation functions. It manages advanced shutter functions. - 2 modules. To be completed with 1 or 2-module covers.</p> <p>用于管理1到2个功能: 灯光开关、灯光调光、窗帘上下。也可用于场景控制、对讲呼叫、楼梯灯控制、开锁。可实现窗帘的高级管理功能。- 2模块 需额外配置1模或2模罩板</p>
○ K4652M3	<p>Control for the management of up to three separate functions as described above - 3 modules. To be completed with 1 or 2-module covers.</p> <p>用于管理最多3个上述功能。- 3模块 需额外配置1模或2模罩板</p>
○ K4672M2L	<p><b>Actuator/control for lights and generic loads 一体式执行器/控制器, 用于灯光或一般负载</b></p> <p>Actuator/control with 2 independent relays for single or double loads: The device can be also configured to manage a remote actuator with the same functions of the K4652M2 and K4652M3 controls - 2 modules. To be completed with 1 or 2-module covers.</p> <p>带2个独立的继电器, 带过零检测功能, 用于控制1到2个负载。该设备前端控制器也可配置为管理其他执行器, 功能与K4652M2或K4652M3类似。- 2模块 需额外配置1模或2模罩板</p>
○ K4672M2S	<p><b>Actuator/control for shutter 一体式执行器/控制器, 用于窗帘</b></p> <p>Shutter actuator with 2 internal relay 2 A 250 VA. In addition to the monostable and bistable UP/DOWN function, the actuator also places the rolling shutter in a stored (PRESET) position.</p> <p>The device can be also configured to manage a remote actuator - 2 modules. To be completed with 1 or 2-module covers.</p> <p>带两个互锁的250V/2A继电器。除了可以实现对窗帘的单稳态和双稳态的上下控制, 同时也可实现窗帘预设位调用。该设备前端控制器也可配置为管理其他执行器, 功能与K4652M2或K4652M3类似。- 2模块 需额外配置1模或2模罩板</p>
○ 3477	<p><b>Contact interface / 触点接口</b></p> <p>Basic module control interface with 2 independent contacts for the control of 2 actuators for single function loads, or 1 actuator for double function loads (shutters) - the inputs accepts two traditional switches or pushbuttons with NO and NC contact, or a traditional two-way switch, or interlocked pushbuttons.</p> <p>暗藏式触点接口, 带两个独立触点输入; 可用于控制两个单功能的负载(开关), 或控制一个双功能负载(窗帘)输入设备可以是2个传统开关、带NO和NC触点的按键、或传统的双向开关、或互锁按键。</p>
○ F428	<p>As above - 2 DIN modules 与上述产品功能一样 - 2 DIN 宽度</p>

□ White colour cover    ■ Black colour cover    □ Sand colour cover    ○ Neutral item (without cover)



Devices to be completed with appropriate cover as indicated below

Item	<b>Cover with symbols / 罩板, 带图标</b>	Item	<b>Cover with symbols / 罩板, 带图标</b>
○ KW01MH2AG ■ KG01MH2AG □ KM01MH2AG	<p><b>2 modules</b> Lighttable cover for item K4652M2 and K4672M2L 背光罩板, 用于 K4652M2, K4652M3 和 K4672M2L</p> <p>ON/OFFfunction silk-screen printing ON/OFF, 开关控制</p>	○ KW01MH2GEN ■ KG01MH2GEN □ KM01MH2GEN	<p><b>2 modules</b> Lighttable cover for item K4652M2 and K4672M2L 背光罩板, 用于 K4652M2, K4652M3 和 K4672M2L</p> <p>GOING OUT symbol 离家</p>
○ KW19MH2 ■ KG19MH2 □ KM19MH2	<p>- + and - silk-screen printing for dimmer - +, 调光控制</p>	○ KW01MH2BACK ■ KG01MH2BACK □ KM01MH2BACK	<p>COMING IN symbol 回家</p>
○ KW01M2A ■ KG01M2A □ KM01M2A	<p>LIGHT/WAKE UP symbol 灯光/起床</p>	○ KW05MH2 ■ KG05MH2 □ KM05MH2	<p>UP/DOWN silk-screen printing 上下, 窗帘控制</p>
○ KW01MH2BED ■ KG01MH2BED □ KM01MH2BED	<p>BED symbol 睡觉</p>		

LOADS THAT CAN BE DRIVEN (230 VA 50/60 Hz) / 可驱动负载表 (230 VA 50/60 Hz)							
Actuators / 执行器	Type						
	Energy saving incandescence and halogen lamps 白炽灯、卤素灯	LED lamps LED 灯	Linear fluorescent lamps <sup>1)</sup> 条形荧光灯 <sup>1)</sup>	Compact fluorescent lamps 紧凑型荧光灯	Electronic transformers <sup>3)</sup> 电子镇流器 <sup>3)</sup>	Ferromagnetic transformers <sup>2) 3)</sup> 铁磁镇流器 <sup>2) 3)</sup>	Reducer motors for shutters <sup>4)</sup> 窗帘电机 <sup>4)</sup>
K4672M2L	1380 W	250 W Max 2 lamps	250 VA	250 W Max 2 lamps	460 W	460 VA	460 W
K4672M2S	-	-	-	-	-	-	2 A 250 Va.c.

- Notes:**
- 1) Power factor corrected fluorescent lamps, discharge lamps.
  - 2) Account must be taken of the transformer yield to calculate the effective power of the load connected to the actuator. For example if a dimmer is connected to a 100 VA ferromagnetic transformer with yield 0.8, the effective power of the load will be 125 VA.
  - 3) The transformer must be loaded at its rated power and however never less than 90% of this power. It is preferable to use a single transformer rather than several transformers in parallel. For example it is better to use a single 250 VA transformer with 5 50W spotlights connected rather than use 5 50 VA transformers in parallel each with a 50 W spotlight.
  - 4) The symbol on the actuators refers to the shutter reducer motors.

- 1) 具有正确功率因数的荧光灯, 节能灯, 放电灯。
- 2) 为了计算执行器负载的有效功率, 必需考虑变压器的效率。例如, 如果你将一盏100VA的灯接到调光执行器, 采用的是效率只有0.8的铁磁变压器调光器, 那实际的负载功率会是125VA。
- 3) 变压器必须加载在其额定功率, 在任何的情况下, 永远不要低于功率的90%。推荐只使用一个变压器, 而不是使用几个并联的变压器。
- 4) 该图标表示控制窗帘电机的执行器。

□ White colour cover    ■ Black colour cover    □ Sand colour cover    ○ Neutral item (without cover)



Item	Light control
<input type="checkbox"/> KW8010 <input checked="" type="checkbox"/> KG8010 <input type="checkbox"/> KM8010	Touch control for the management of ON/OFF light functions. One single control can manage from 1 to 2 functions between single lights, light groups or general lights. - 1 module
<input type="checkbox"/> KW8011 <input checked="" type="checkbox"/> KG8011 <input type="checkbox"/> KM8011	<b>Full control</b> Touch control for the management from 1 to 3 functions between: lights on/off, load control, dimmer, shutters up/down with or without preset, NUVO Player and scenarios. It can also be used as group or general control. It has on-board proximity sensor that allows the display of function icons/symbols when approaching the control - 1 module
<input type="checkbox"/> K8002L	<b>ON/OFF actuators for lights and for shutters</b> Flush-mounted actuator with 2 independent and neutral relays for "zero crossing" function- single or double 230 VA loads - 1 module
<input type="checkbox"/> K8002S	Flush-mounted shutter actuator with 2 independent relays. It allows the management of a specific shutter position. Through the control KW/KG/KM8011, together with the UP/DOWN function monostable and bistable, the actuator also places the shutter in a stored (PRESET) position - 1 module
<input type="checkbox"/> K8001	<b>Connection modules</b> Device for the power supply of controls and actuators through electrified frame item KW/KG/KM8103 KW/KG/KM8103P1 KW/KG/KM8104 KW/KG/KM8104P1 KW/KG/KM8102P1

Item	Blanking module
<input type="checkbox"/> KW8100 <input checked="" type="checkbox"/> KG8100 <input type="checkbox"/> KM8100	Cover for blanking module art. K4950 - 1 module
<input type="checkbox"/> KW8102P1 <input checked="" type="checkbox"/> KG8102P1 <input type="checkbox"/> KM8102P1	<b>Electrified frame for 2 module box</b> Electrified frame with intermediate control separators (removable). For the installation of up to 3 digital controls or covers, item KW/KG/KM8100 in 2-module box with support K8102
<input type="checkbox"/> K8102	<b>Support for the 2-module box</b> Support for the installation of the electrified frame item KW/KG/KM8102P1 in 2 module box.
<input type="checkbox"/> KW8103 <input checked="" type="checkbox"/> KG8103 <input type="checkbox"/> KM8103	<b>Electrified frames for 3 and 4 module boxes</b> Electrified frame with intermediate control separators (removable). For the installation of up to 3 digital controls or covers, item KW/KG/KM8100 in 3-module box with support K4703
<input type="checkbox"/> KW8103P1 <input checked="" type="checkbox"/> KG8103P1 <input type="checkbox"/> KM8103P1	Electrified frame with intermediate control separators (removable). For the installation of up to 4 digital controls or covers, item KW/KG/KM8100 in 3-module box with support K4703
<input type="checkbox"/> KW8104 <input checked="" type="checkbox"/> KG8104 <input type="checkbox"/> KM8104	Electrified frame with intermediate control separators (removable). For the installation of up to 4 digital controls or covers, item KW/KG/KM8100 in 4-module box with support K4704
<input type="checkbox"/> KW8104P1 <input checked="" type="checkbox"/> KG8104P1 <input type="checkbox"/> KM8104P1	Electrified frame with intermediate control separators (removable). For the installation of up to 5 digital controls or covers, item KW/KG/KM8100 in 4-module box with support K4704



Devices to be completed with appropriate cover as indicated below

Item	Thermostat / 带显示屏的温控器
<input type="checkbox"/> KW4691 <input checked="" type="checkbox"/> KG4691 <input type="checkbox"/> KM4691	Probe with backlit display that controls the temperature of an individual zone. It features an input for the connection of a contact line (e.g. window contact). It can be used for the management of different types of systems, and the adjustment of the fan speed when fan coils are used. Possibility of automatic operation (summer/winter), with compatible systems - 2 modules 带有背光显示屏的温控器可控制单个区域的温度。具有干接点（如：窗磁）的输入。可用于管理不同类型的系统：制冷、制热、制冷及制热，当负载是风机盘管空调时可调节风速。可手动/自动切换冬季/夏季模式 - 2模 White Black Sand
<input checked="" type="checkbox"/> KG4691 F3	<b>Thermostat 三合一纯平温控器</b> SCS 3 in 1 flat thermostat 2modules Black SCS 三合一纯平温控器 2模 石墨黑
<input checked="" type="checkbox"/> KG4691F3KNX	KNX 3 in 1 flat thermostat 2modules Black KNX 三合一纯平温控器 2模 石墨黑
<input type="checkbox"/> 3454	<b>Probe without display / 不带显示屏的温控器</b> Temperature probe in basic module with wired sensor - to be associated to the temperature sensor item 3457 and Vantage probe item 8051 基本温度控制器，需配合有线温度探头使用：3457 或 Vantage 探头 8051
<input type="checkbox"/> 3457	<b>Accessories / 温度探头</b> Temperature probe to be associated to the probe item 3454 用于配合基本温控器 3454使用

Item	Actuators / 温度执行器
<input type="checkbox"/> F430/2	Actuator with 2 independent relays - for single and double loads: 6 A resistive, 2A motor driven valves and pumps - configuration based logic relay interlock - 2 DIN modules 带2路独立继电器，可用于控制1到2个负载：6A阻性负载、2A电动机或泵。可通过配置将两路继电器互锁。 - 2 DIN宽度
<input type="checkbox"/> F430/4	Actuator with 4 independent relays - for single, double or mixed loads: 4 A resistive, 1 A motor driven valves, pumps and fan coils - configuration based logic relay interlock - 2 DIN modules 带4路独立继电器，可用于控制1到4个负载：4A阻性负载、1A电动机或泵或风机盘管。可通过配置将输出继电器互锁。 - 2 DIN宽度
<input type="checkbox"/> F430R8	Actuator with 8 independent relays for the control of on-off valves, motorised valves (open-close and three points), pumps and fan coils with 2 and 4 tubes - 4A resistive, 1A motor valves, pumps and fan-coils- SCS-bus connection - 4 DIN modules 带8路独立继电器，可用于控制开关阀、开合阀、泵、风机盘管：4A阻性负载、1A电动机或泵或风机盘管。 - 4 DIN宽度
<input type="checkbox"/> F430R3V10	Actuator with 3 independent relays and 2 x 0-10 Volts outputs for the control of fan coils with 2 and 4 tubes with proportional 0-10 Volt valves - 4A resistive, 1A fan coil - SCS-BUS connection - 4 DIN modules 带3路独立继电器和2路0-10V输出，可用于控制带0-10V控制比例阀的风机盘管：4A阻性负载、1A电动机或泵或风机盘管。 - 4 DIN宽度
<input type="checkbox"/> F430V10	Actuator with 2 x 0-10 Volt outputs for the control of 0-10 proportional valves - SCS-BUS connection - 2 DIN modules 带2路0-10V输出，可用于控制0-10V的比例阀 - 2 DIN宽度



Item	Light control/actuator / 暗藏式灯光执行器
○ 3476	1 relay actuator - for single loads: 2 A resistive or incandescence lamps, 2 A cosφ 0.5 for ferromagnetic transformers - a traditional pushbutton with NO contact accepted in input. 单路开关执行器, 2A阻性或白炽灯负载, 2A cosφ 0.5 铁磁变压器负载, 输入可接传统常开触点信号。
○ F411U2	<b>Actuators for centralisations / 导轨式执行器</b> Actuator with 2 independent relays - for single and double loads: 10 A resistive and 6 A incandescence lamps, 500 W for reducer motors, 2 A cos φ 0.5 for ferromagnetic transformers and 250 W for fluorescent lamps - logic relay interlock via configuration - it has "Zero crossing" technology. - 2 DIN modules 开关执行器, 2路独立继电器输出, 适用于: 10A阻性负载, 6A白炽灯, 500W窗帘电机, 2A cos φ 0.5 铁磁变压器负载, 或250W荧光灯。 - 继电器可通过编程配置为互锁, 带过零检测。 - 2 DIN宽度
○ F411/4	Actuator with 4 independent relays - for single, double or mixed loads: 2 A resistive, 2 A incandescence lamps, 500 W for reducer motors, 2 A cosφ 0.5 for ferromagnetic transformers and 70 W for fluorescent lamps - logic relay interlock via configuration 开关执行器, 4路独立继电器输出, 适用于: 2A阻性负载, 2A白炽灯, 500W窗帘电机, 2Acos φ 0.5 铁磁变压器负载, 或70W荧光灯。 - 继电器可通过编程配置为互锁。 - 2 DIN宽度

Item	Actuators for centralisations / 导轨式执行器
○ BMSW1003	ON/OFF actuator, 4 independent outputs with maximum load 16 A at 230 Va.c., clamp connection and RJ45, IP20 protection index, power supply 100/240 Va.c. 50/60 Hz, pushbuttons for load direct control - zero-crossing function - 6 DIN modules 开关执行器, 4路独立输出, 最大负载230VAC 16A, IP20防护等级, 输入电源100/240VAC 50/60Hz, 自带本地控制按键, 带过零检测 - 6 DIN宽度
○ BMSW1005	ON/OFF actuator, "Zero Crossing" technology, 8 independent outputs with maximum load 16 A at 230 V a.c., clamp connection, IP20 protection index, power supply 100/240 V a.c. 50/60 Hz, pushbuttons for load direct control - 10 DIN modules 开关执行器, 8路独立输出, 最大负载230VAC 16A, IP20防护等级, 输入电源100/240VAC 50/60Hz, 自带本地控制按键, 带过零检测 - 10 DIN宽度
○ F401	Actuator with 2 internal relays and 4 pushbuttons. In addition to monostable and bistable UP/DOWN operation, the actuator also places the shutter in a stored (PRESET) position - 2 DIN modules 窗帘执行器, 带2路继电器和4个本地按键, 除了可以实现对窗帘的单稳态和双稳态的上下控制, 同时也可实现窗帘预设位调用。 - 2 DIN宽度

LOADS THAT CAN BE DRIVEN (250 VA 50/60 Hz) / 可驱动负载表 (250 VA 50/60 HZ)

Actuators / 执行器	Type						
	Energy saving incandescence and halogen lamps 白炽灯、卤素灯	LED lamps LED 灯	Linear fluorescent lamps <sup>1)</sup> 条形荧光灯 <sup>1)</sup>	Compact fluorescent lamps 紧凑型荧光灯	Electronic transformers <sup>3)</sup> 电子镇流器 <sup>3)</sup>	Ferromagnetic transformers <sup>2) 3)</sup> 铁磁镇流器 <sup>2) 3)</sup>	Reducer motors for shutters <sup>4)</sup> 窗帘电机 <sup>4)</sup>
<b>3476</b>	2 A 460 W	40 W Max 1 lamp	-	40 W Max 1 lamp	-	2 A cosφ 0,5 460 VA	-
<b>F411U2</b>	10 A 1380 W	250 W Max 4 lamps	4 A 230 W	250 W Max 4 lamps	4 A 230 W	4 A cosφ 0,5 460 VA	2 A 460 W
<b>F411/4</b>	2 A 460 W	70 W Max 2 lamps	0.3 A 70 W	70 W Max 2 lamps	0.3 A 70 W	2 A cosφ 0,5 460 VA	2 A 460 W
<b>BMSW1003</b>	16 A 3680 W	2.1 A 500 VA	10 X (2 X 36 W) 4.3 A	1150 W 5 A	16 A 3680 W	16 A 3680 W	-
<b>BMSW1005</b>	16 A 3680 W	2.1 A 500 VA	4.3 A	5 A 1150 VA	16 A 3680 W	16 A 3680 W	-
<b>F401</b>							2 A 250 Va.c.

**Notes:**  
1) Power factor corrected fluorescent lamps, discharge lamps.  
2) Account must be taken of the transformer yield to calculate the effective power of the load connected to the actuator. For example if a dimmer is connected to a 100 VA ferromagnetic transformer with yield 0.8, the effective power of the load will be 125 VA.  
3) The transformer must be loaded at its rated power and however never less than 90% of this power. It is preferable to use a single transformer rather than several transformers in parallel. For example it is better to use a single 250 VA transformer with 5 50W spotlights connected rather than use 5 50 VA transformers in parallel each with a 50 W spotlight.  
4) The symbol on the actuators refers to the shutter reducer motors.



Item	Dimmers for centralisations / 导轨式调光执行器
○ F413N	1-output dimmer to supply fluorescent lamps or LED sources with input 1-10 V for single loads up to 2.5 A at 230 Va.c. - type of screw connection - power supply 27 Vd.c. - absorption 30 mA - max 10 ballast that can be connected (clamps 1-2) - with pushbutton for load direct control - version for fastening on DIN rail - 2 modules 单路1-10V调光执行器, 可实现对荧光灯或LED灯实现1-10V调光控制, 最大负载: 230VAC 2.5A。SCS总线功耗30mA, 可连接最多10个灯光驱动器, 自带本地控制按键, 导轨式安装。 - 2 DIN 宽度
○ BMD1002	1/10V dimmer, "Zero Crossing" technology, 4 outputs with maximum load 4.3 A at 230 V a.c., clamp connection, IP20 protection index, power supply 100/240 V a.c. 50/60 Hz, pushbuttons for load direct control - 10 DIN modules 4路1-10V调光执行器, 带过零检测, 每路最大负载: 230VAC 4.3A, IP20防护等级, 输入电源100/240VAC 50/60Hz, 自带本地控制按键, 导轨式安装。 - 10 DIN 宽度
○ F429	DALI dimmer with 8 independent outputs for the connection of up to 16 DALI reactors for each output - 230 V a.c. power supply 50/60 Hz; 110 - 240 Vd.c. - absorption 5 mA - with pushbutton for load direct control - version for fastening on DIN rail - 6 modules DALI调光执行器, 8路独立输出, 每路输出最多可连接16个DALI驱动器, 输入电源: 100/240VAC 50/60Hz, 总线功耗5mA, 自带本地控制按键, 导轨式安装。 - 6 DIN 宽度

Item	Multi-load dimmers for centralisations / 导轨式通用调光执行器
○ F416U1	Multi-load dimmer, 1 output with maximum load 4.3 A at 230 Va.c., clamp connection and RJ45, IP20 protection index, power supply 100/240 Va.c. 50/60 Hz, pushbutton for load direct control - 6 DIN modules 单路通用调光执行器, 最大负载: 230VAC 4.3A, IP20防护等级, 输入电源: 100/240VAC 50/60Hz, 自带本地控制按键, 导轨式安装。 - 6 DIN 宽度
○ F418U2	Two-channel dimmer for the management of dimmer LEDs, dimmer compact fluorescent lamps (CFL), energy saving halogen lamps and electronic transformers at 110-230V. Possibility of parallelisation of the two channels to increase the maximum power which can be managed. power supply 27 Vd.c., absorption 18 mA - version for fastening on DIN rail - 4 modules 2路通用调光执行器, 可用于控制: 可调光LED灯, 可调光紧凑型荧光灯 (CFL), 卤素灯, 电子变压器。可通过并联两路输出以增加输出功率。SCS总线耗电 18mA。导轨式安装。 - 4 DIN 宽度

LOADS THAT CAN BE DRIVEN (230 VA 50/60 Hz) / 可驱动负载表 (230 VA 50/60 HZ)

Actuators / 执行器	Type						
	Energy saving incandescence and halogen lamps 白炽灯、卤素灯	LED lamps LED 灯	Linear fluorescent lamps <sup>1)</sup> 条形荧光灯 <sup>1)</sup>	Compact fluorescent lamps 紧凑型荧光灯	Electronic transformers <sup>3)</sup> 电子镇流器 <sup>3)</sup>	Ferromagnetic transformers <sup>2) 3)</sup> 铁磁镇流器 <sup>2) 3)</sup>	Reducer motors for shutters <sup>4)</sup> 窗帘电机 <sup>4)</sup>
<b>BMD1002</b>	Dimmer for ballast - 4 x 4.3 A outputs - 4x 1000VA@ 230 Vac - 4x500VA@ 230 Vac						
<b>F413N</b>	-	-	2 A 460 W <sup>5)</sup> Max 10 ballast, type T5, T8, compact or driver for LED	-	-	-	-
<b>F414</b>	0.25 - 4.3 A 60 - 1000 VA	-	-	-	-	0.25 - 4.3 A 60 - 1000 VA	-
<b>F416U1</b>	4.3 A 40 - 1000 W	-	-	-	4.3 A 40 - 1000 W	4.3 A 40 - 1000 W	-
<b>F418U2</b>	2x300 W	2x300 VA	-	2x300 VA	2x300 VA	2x300 VA	-
<b>F429</b>	SCS/DALI dimmer interface - 8 x16 ballast						

**Notes:**  
1) 、2)、3)、4) 详见前页



Devices to be completed with appropriate cover as indicated below

Item	Lighting/movement sensors 照度/移动感应器
○ BMSE3001	<p>passive infrared SCS sensor for the detection of movement and the lighting level. Ceiling flush mounted installation using springs or installation boxes; surface installation using surface installation box, item 048875; IP20 protection index; RJ45 clamp connection; 8 m (50 m<sup>2</sup>) diameter coverage area for a 2.5 m installation height, maximum installation height 6 m; 27 V d.c. power supply from bus, absorption 12 mA; regulation with basic/advanced remote control (BMSO4003 and BMSO4001) or through configuration software, of the lighting level, from 5 to 1275 LUX, of the time delay, from 30 s to 255 h, and of the main operating parameters; Push&amp;Learn pushbutton.</p> <p>被动红外SCS总线感应器，用于监测移动和照度。吸顶天花安装或嵌墙式安装(需配合墙面底盒 048875)。IP20防护等级，RJ45接口连接SCS总线；覆盖范围：安装高度为2.5 m时，直径为8 m(面积50 平米)，最大安装高度为6m；SCS总线供电：27 V DC 12 mA；可通过感应器设置工具(BMSO4001和BMSO4003)或通过配置软件进行参数调节；照度范围(5至1275LUX)，延时(30 s至255h)，灵敏度，工作模式和其他工作参数。</p>
○ 048834	<p>IP55 passive IR (PIR) movement sensor, suitable for the detection of movement in outdoor or indoor transit areas (corridors, cellars, garage paths). Coverage area: 140° x 15m at 2.5m high. Operating mode (automatic or manual), time delay (5 s to 59min), and brightness threshold (20 to 1275 LUX) settable using the advanced/basic (BMSO4001/BMSO4003) configuration remote control; physical or virtual configuration. Wall or angular installation by means of accessory item 048971</p> <p>IP55被动红外(PIR)移动感应器，适合检测室外或室内区域(走廊，地下室，车库)中的人体移动。墙面安装(需配合专用底盒048971)。覆盖范围：安装高度为2.5 m时，140° x 15m。可通过感应器设置工具(BMSO4001和BMSO4003)或通过配置软件进行参数调节；照度范围(20至1275 LUX)延时(5s至59min)，灵敏度，工作模式和其他工作参数。</p>

Item	Lighting/movement sensors
○ BMSE3003	<p>Double technology SCS sensor: passive infrared for the detection of presence and the lighting level. Ceiling flush mounted installation using springs or installation boxes; surface installation using surface installation box, item 048875; IP20 protection index; RJ45 clamp connection; 8 m diameter (50 m<sup>2</sup>) infrared coverage area for a 2.5 m installation height, 11 mm diameter (95 m<sup>2</sup>) ultrasound coverage area for a 2.5 m installation height, maximum installation height 6 m; 27 V d.c. power supply from BUS, absorption 17 mA; regulation with basic/advanced remote control (BMSO4003 and BMSO4001), or through configuration software, of the lighting level, from 5 to 1275 LUX, of the delay, from 30 s to 255 h, and of the main operating parameters; Push&amp;Learn pushbutton.</p> <p>双鉴(被动红外及超声波)SCS总线感应器，用于监测移动和照度。吸顶天花安装或嵌墙式安装(需配合墙面底盒( 048875) IP20防护等级，RJ45接口连接SCS总线。覆盖范围：安装高度为2.5 m时，被动红外的直径为8 m (面积50 平米)，超声波的直径为11m (面积95 平米)，最大安装高度为6 m。SCS总线供电：27 V DC 17 mA。可通过感应器设置工具(BMSO4001和BMSO4003)或通过配置软件进行参数调节；照度范围(5至1275 LUX)延时(30s至255h)，灵敏度，工作模式和其他工作参数。</p>

FEATURES OF THE LIGHTING/MOVEMENT SENSORS / 照度、移动传感器特性

SCS sensors	048834	BMSE3001	BMSE3003
Installation / 安装方式	wall mounted / 嵌墙式安装	ceiling flush mounted / 吸顶天花安装	
Type of operation / 工作模式	AUTO/ECO/WALKTHROUGH 存在模式/空闲模式/走廊模式	AUTO/ECO/WALKTHROUGH 存在模式/空闲模式/走廊模式	
Sensor technology / 感应器技术	PIR	PIR	PIR+US
Power supply / 供电	27 V d.c. from Bus	27 V d.c. from Bus	
Protection index / 防护等级	IP55	IP20	
Coverage area at 2.5 m 2.5 m安装高度时的覆盖范围	15 m x 6 m	Ø 8 m	Ø 11 m
Coverage angles (v/h) / 覆盖角度 (v/h)	45° /140°	90°/360°	
Lighting level / 照度值范围	5 lux - 1275 lux	5 lux - 1275 lux	
Switching off delay / 延时关闭时间范围	5 s 59 min 59 h	30 s - 255 h 59 min 59 sec	
Factory adjustments / 出厂设置	300 lux - 15 min	300 lux - 15 min	
Connection type / 总线连接类型	SCS clamp	RJ45 connector	



Item	Power supplies / 电源
○ E46ADCN	<p>Power supply - input 230 Va.c. output 27 Vd.c. SELV - maximum absorbed current 450mA - installation on DIN profile for flush mounted or wall-mounted switchboards - 8 DIN modules</p>
○ E49	<p>Compact power supply - input 230 Va.c. - output 27 Vd.c. Maximum current delivered 600 mA - 2 DIN modules.</p>
○ 3515	<p>Various accessories / 端子 spare removable clamp</p>

Item	Connection cables / 线缆
○ L4669	<p>Sheathed pair made up of 2 flexible wires with unshielded plaited sheath - insulation 300/500 V - complies with standards CEI 46-5 and CEI 20-20 - coil length 100 metres</p>
○ L4669/500	<p>as above - in 500 m coils</p>
○ L4669KM1	<p>As above - reel length 1000 m (1)</p>
○ 336905	<p>As above - low toxicity cable without halogens - ideal for application in environments where fire hazard safety is critical - coil length 200 metres</p>
○ 336904	<p>Specific cable with 2 twisted conductors. It can be installed in underground piping, in accordance with standards (CEI 20-13 and CEI 20-14). It ensures the best performance in video systems (higher distance between EP and Handset when compared with other cables). 200 m coil</p>

















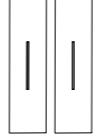
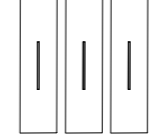
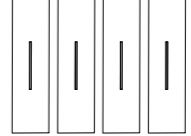
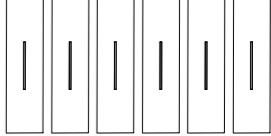
System	Cable	
	L4669 - L4669/500 L4669KM1 - 336905	336904
Automation	■	■(1)
Energy Management/Consumption Display	■	■(1)
Temperature control	■	■(1)
Video door entry system		■

NOTE (1): for systems underground cable sections

□ White colour cover    ■ Black colour cover    □ Sand colour cover    ○ Neutral item (without cover)

**Living Now**  
 italian standard installation - traditional electrical system  
 意大利标准安装-传统电气系统

SELECTION TABLE

	2 modules	3 modules	4 modules	6 modules
<b>暗装底盒</b> Flush mounted boxes	 <b>502E</b> (70x70x50 mm)	 <b>503E</b> (108x74x53.5 mm)	 <b>504E</b> (133x74x53.5 mm)	 <b>506L</b> (183.5x90x53.5 mm)
<b>安装支架</b> Supports	 <b>K4702 (*)</b>	 <b>K4703 with screws</b>	 <b>K4704 with screw</b>	 <b>K4706 with screw</b>
<b>模数</b> No. of function modules	 2 modules	 3 modules	 4 modules	 6 modules
<b>边框</b> Living Now cover plates	 <b>KA4802...</b>	 <b>KA4803...</b>	 <b>KA4804...</b>	 <b>KA4806...</b>
<b>罩板</b> No. of 1-module covers required for the completion of the light point	 2 covers	 3 covers	 4 covers	 6 covers

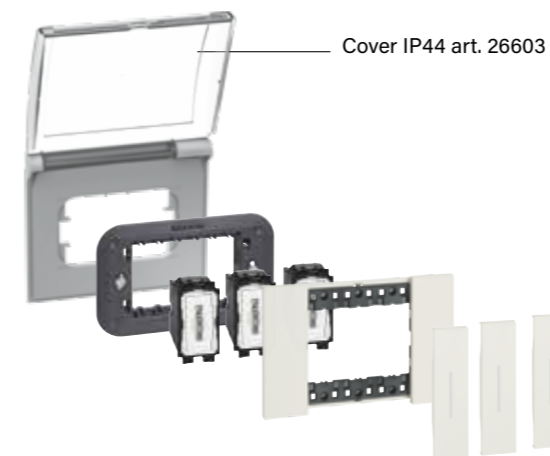
\* **Note:** supplied without screws. Fastening using the screws supplied with boxes 502E and PB502N.  
 不配螺钉，502E底盒适配螺钉

Living Now



INSTALLATION AND COVER PLATE RANGE


















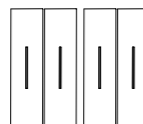


PROTECTED INSTALLATIONS



- **Note:** protective shell supplied with supports, available in all modularities.

- To be used:
- at the site, before the installation of cover plates and covers
  - after removing cover plates and covers when painting the walls

**SELECTION TABLE**

<b>暗装底盒</b> Flush mounted boxes	2 modules  <b>502E</b> (70x70x50 mm)	2+2 modules  <b>502E</b> (70x70x50 mm)	2+2+2 modules  <b>502E</b> (70x70x50 mm)	2+2+2+2 modules  <b>502E</b> (70x70x50 mm)
<b>安装支架</b> Supports	 <b>K4702 (*)</b>	 <b>K4702 (*)</b>	 <b>K4702 (*)</b>	 <b>K4702 (*)</b>
<b>模数</b> No. of function modules	 2 modules	 2+2 modules	 2+2+2 modules	 2+2+2+2 modules
<b>边框</b> Living Now cover plates	 <b>KA4802...(**)</b>	 <b>KA4802M2...(**)</b>	 <b>KA4802M3...(**)</b>	 <b>KA4802M4...(**)</b>
<b>罩板</b> No. of 1-module covers required for the completion of the light point	 2 covers	 2+2 covers	 2+2+2 covers	 2+2+2+2 covers

**Note:** (\*) supplied without screws. Fastening using the screws supplied with boxes 502E and PB502N.  
(\*\*) both horizontal and vertical installation



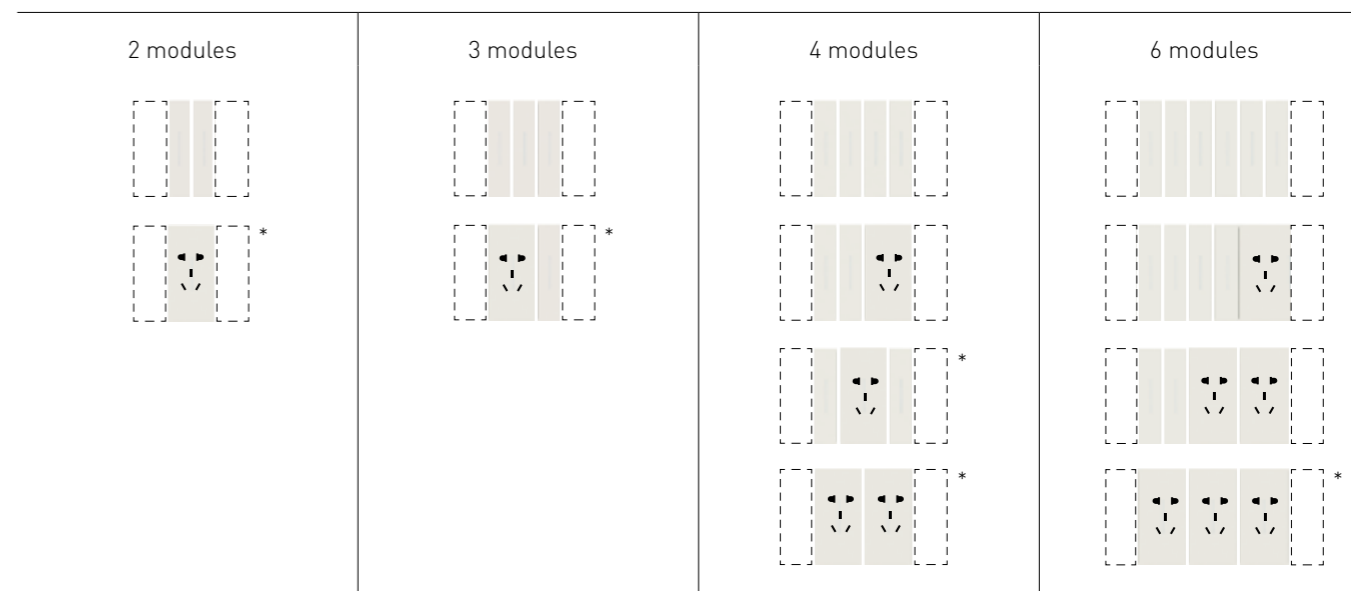
- Note: protective shell supplied with supports, available in all modularities.

- To be used:
- at the site, before the installation of cover plates and covers
  - after removing cover plates and covers when painting the walls


**EXAMPLE OF INSTALLATION OF THE LIGHT POINT WITH 1-MODULE COVER**



**EXAMPLE OF LIGHT POINT COMPOSITION**




\* **Note:** for solutions using one 2-module cover for the main controls, it will be necessary to use two "half-module blanking modules" (item K4949) at the sides of the control. (see the sample diagrams below)  
用2M的面板适配1M功能键时，需要用2个0.5M空白面板功能键适配



Living Now

italian standard installation - range of cover plates - 1 module installation

意大利标准安装-罩板-1模的安装



SELECTION TABLE / 选型表

Finish	2 modules		3 modules		4 modules		6 modules	
	Icon	Code	Icon	Code	Icon	Code	Icon	Code
雅士白 / WHITE		KA4802KW		KA4803KW		KA4804KW		KA4806KW
缎丝金 / GOLD		KA4802ZW		KA4803ZW		KA4804ZW		KA4806ZW
冷月灰 / MOON		KA4802NW		KA4803NW		KA4804NW		KA4806NW
冰白 / ICE		KA4802DW		KA4803DW		KA4804DW		KA4806DW
雾天青 / SKY		KA4802DA		KA4803DA		KA4804DA		KA4806DA
像素白 / PIXEL		KA4802MW		KA4803MW		KA4804MW		KA4806MW
沙灰色 / SAND		KA4802KM		KA4803KM		KA4804KM		KA4806KM
缎丝铜 / COPPER		KA4802ZM		KA4803ZM		KA4804ZM		KA4806ZM
橡木 / OAK		KA4802LM		KA4803LM		KA4804LM		KA4806LM
气质粉 / AURA		KA4802DM		KA4803DM		KA4804DM		KA4806DM
光棱镜 / OPTIC		KA4802MM		KA4803MM		KA4804MM		KA4806MM
石墨黑 / BLACK		KA4802KG		KA4803KG		KA4804KG		KA4806KG
乌陨石 / SPACE		KA4802NG		KA4803NG		KA4804NG		KA4806NG
缎丝银 / STEEL		KA4802ZG		KA4803ZG		KA4804ZG		KA4806ZG
胡桃木 / WALNUT		KA4802LG		KA4803LG		KA4804LG		KA4806LG
亮黑 / NIGHT		KA4802DG		KA4803DG		KA4804DG		KA4806DG
Supports		K4702		K4703		K4704		K4706







Items in red colour: New products

**Living Now**

italian standard installation - range of cover plates - 1 module installation

意大利标准安装-罩板-1模的安装

**SELECTION TABLE / 选型表**

					
<b>Finish</b>		2 modules	2+2 modules	2+2+2 modules	2+2+2+2 modules
	雅士白 / WHITE	KA4802KW	KA4802M2KW	KA4802M3KW	KA4802M4KW
	缎丝金 / GOLD	KA4802ZW	KA4802M2ZW	KA4802M3ZW	KA4802M4ZW
	冷月灰 / MOON	KA4802NW	KA4802M2NW	KA4802M3NW	KA4802M4NW
	冰白 / ICE	KA4802DW	KA4802M2DW	KA4802M3DW	KA4802M4DW
	雾天青 / SKY	KA4802DA	KA4802M2DA	KA4802M3DA	KA4802M4DA
	像素白 / PIXEL	KA4802MW	KA4802M2MW	KA4802M3MW	KA4802M4MW
	沙灰色 / SAND	KA4802KM	KA4802M2KM	KA4802M3KM	KA4802M4KM
	缎丝铜 / COPPER	KA4802ZM	KA4802M2ZM	KA4802M3ZM	KA4802M4ZM
	橡木 / OAK	KA4802LM	KA4802M2LM	KA4802M3LM	KA4802M4LM
	气质粉 / AURA	KA4802DM	KA4802M2DM	KA4802M3DM	KA4802M4DM
	光棱镜 / OPTIC	KA4802MM	KA4802M2MM	KA4802M3MM	KA4802M4MM
	石墨黑 / BLACK	KA4802KG	KA4802M2KG	KA4802M3KG	KA4802M4KG
	乌陨石 / SPACE	KA4802NG	KA4802M2NG	KA4802M3NG	KA4802M4NG
	缎丝银 / STEEL	KA4802ZG	KA4802M2ZG	KA4802M3ZG	KA4802M4ZG
	胡桃木 / WALNUT	KA4802LG	KA4802M2LG	KA4802M3LG	KA4802M4LG
	亮黑 / NIGHT	KA4802DG	KA4802M2DG	KA4802M3DG	KA4802M4DG
<b>Supports</b>		 K4702	 K4702 (x 2)	 K4702 (x 3)	 K4702 (x 4)

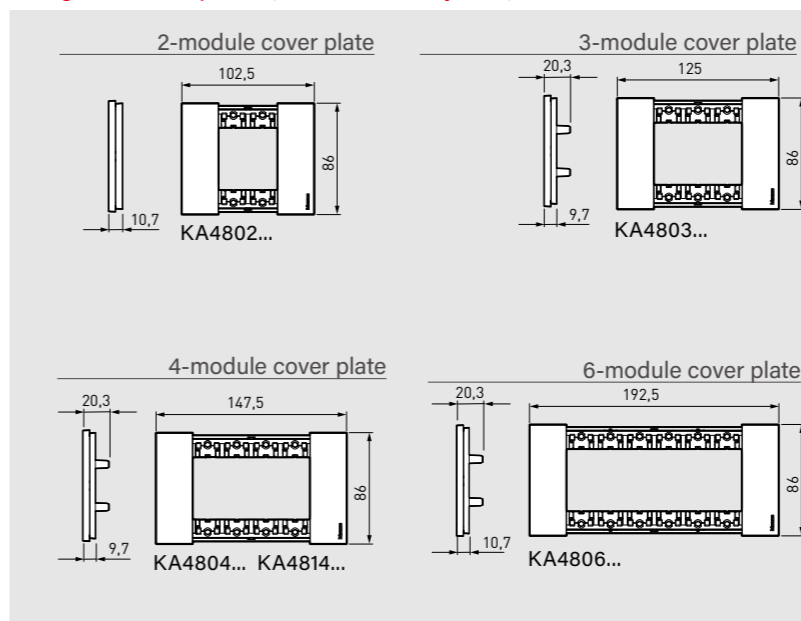
Items in red colour: New products

**Living Now**

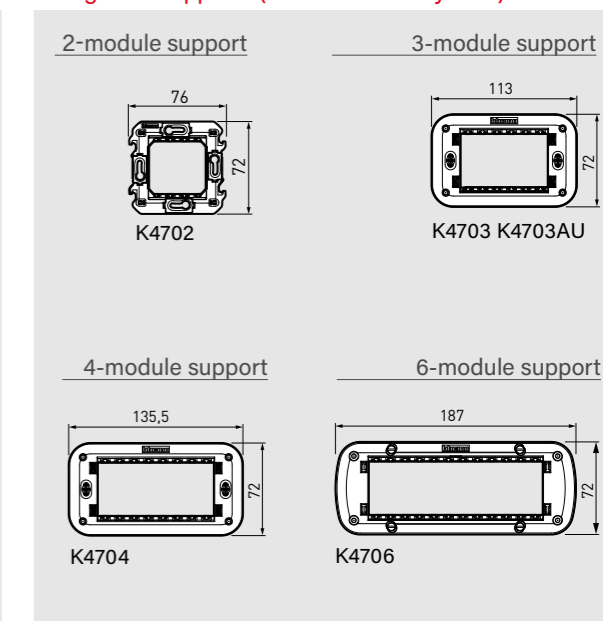
dimensional data

尺寸数据

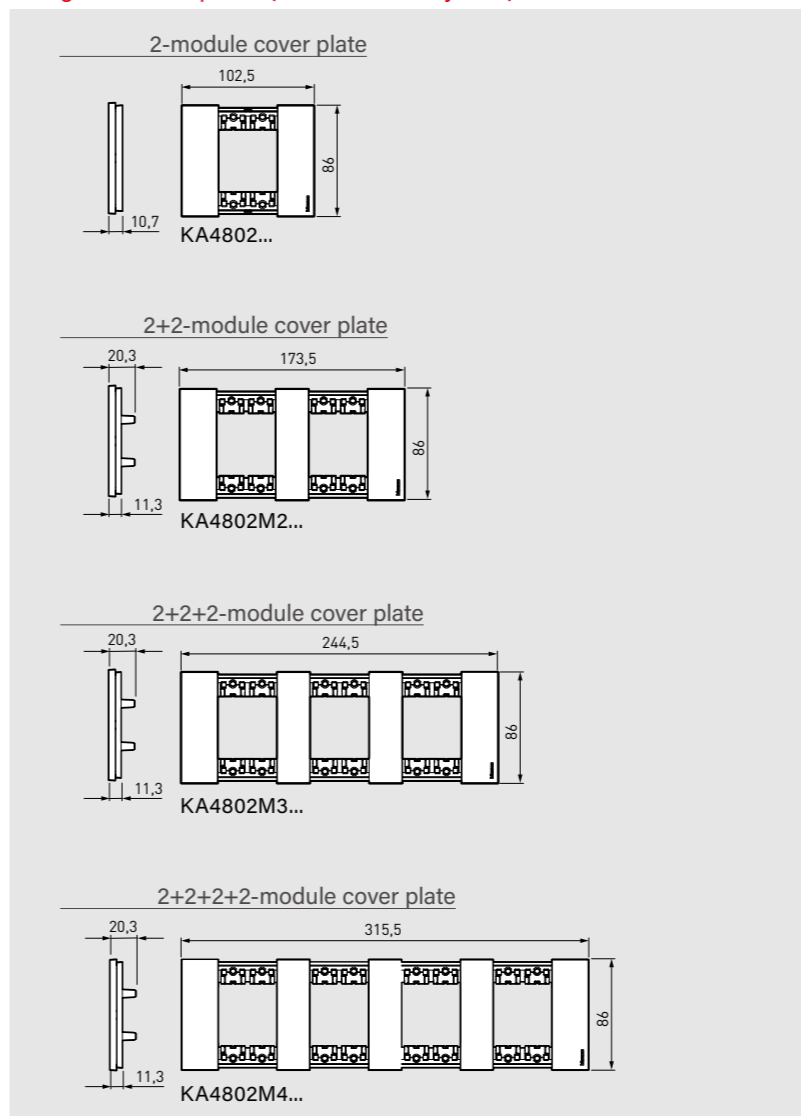
**Living Now cover plates (3 module area system)**



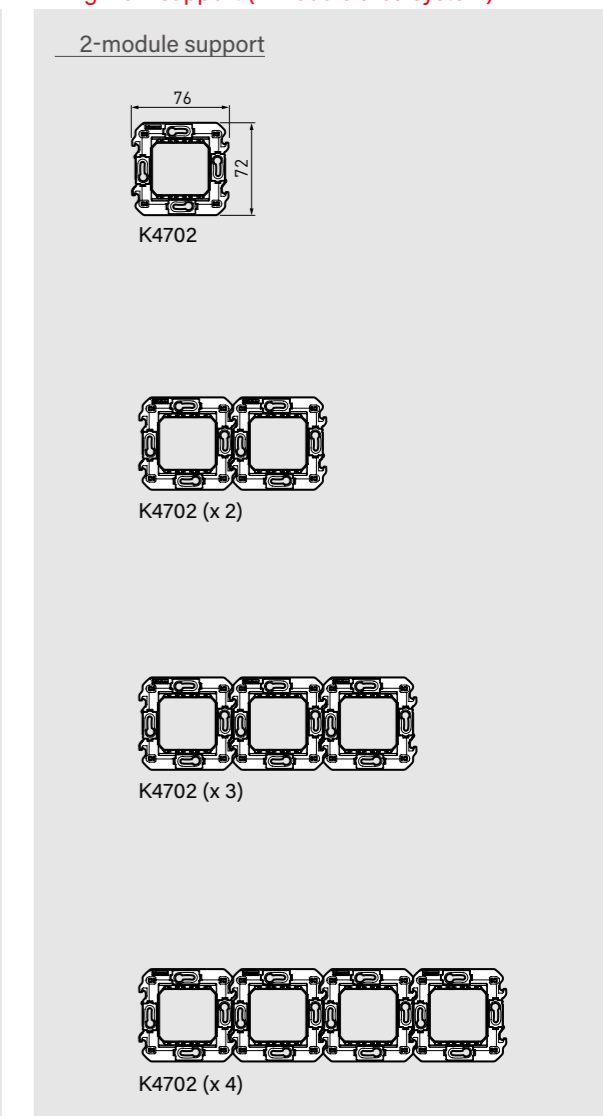
**Living Now supports (3 module area system)**



**Living Now cover plates (2 module area system)**

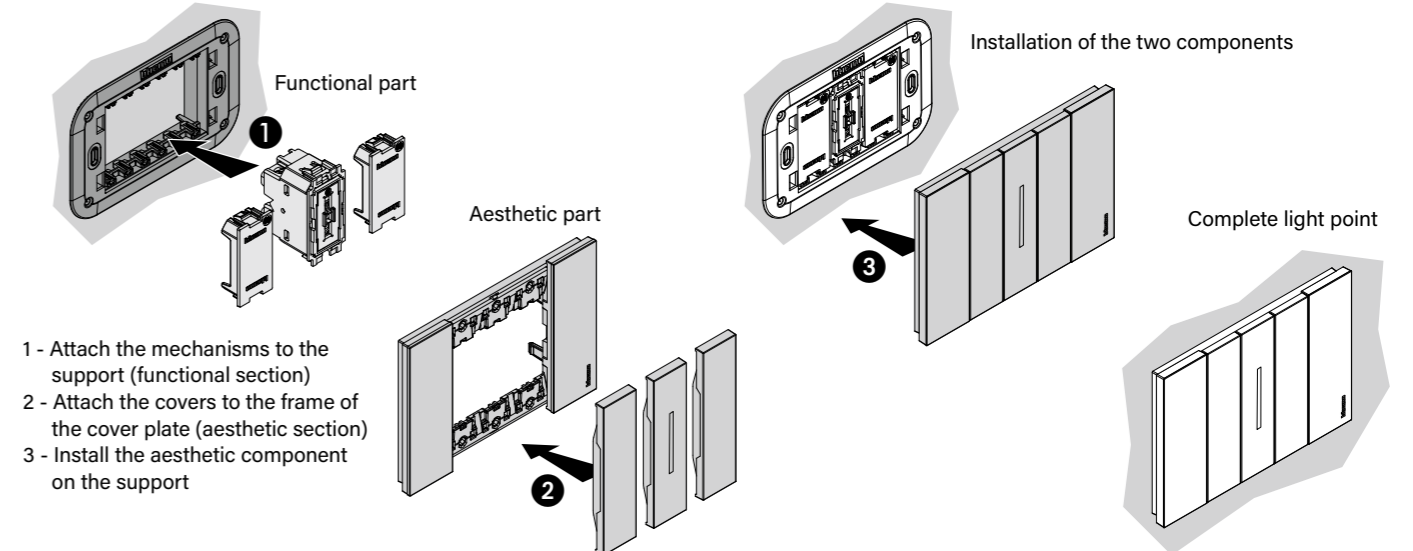


**Living Now support (2 module area system)**

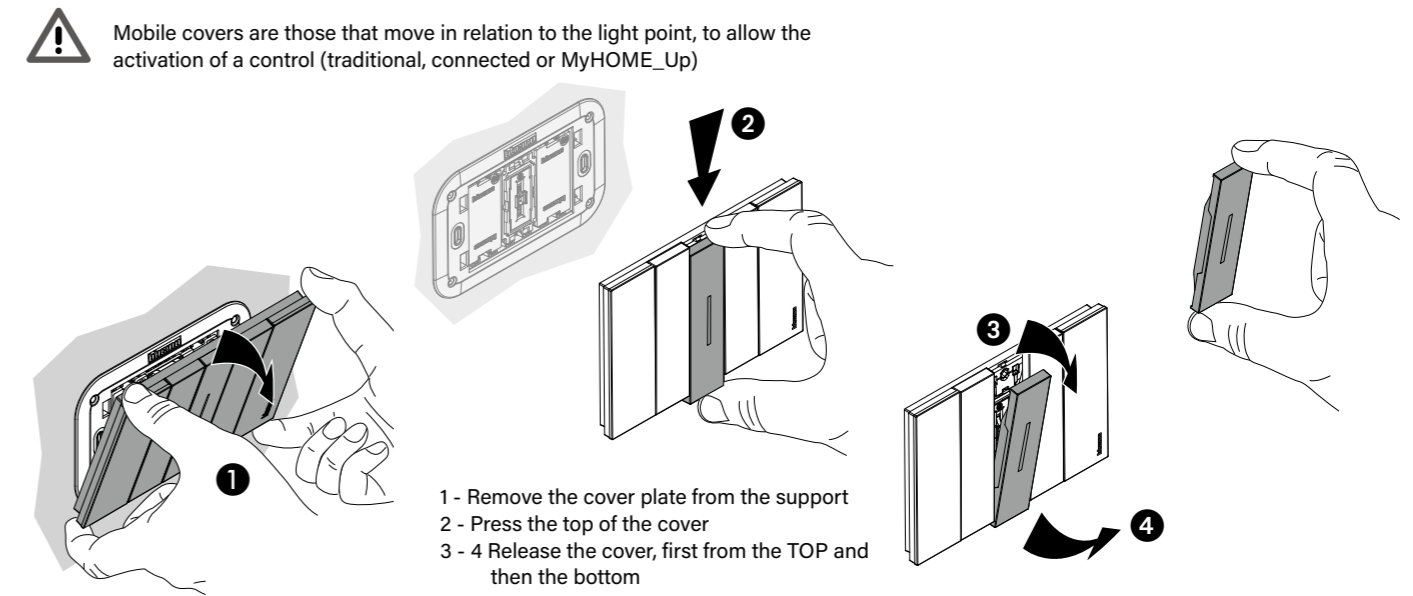


**Living Now**  
 how to install the covers  
 如何安装面板

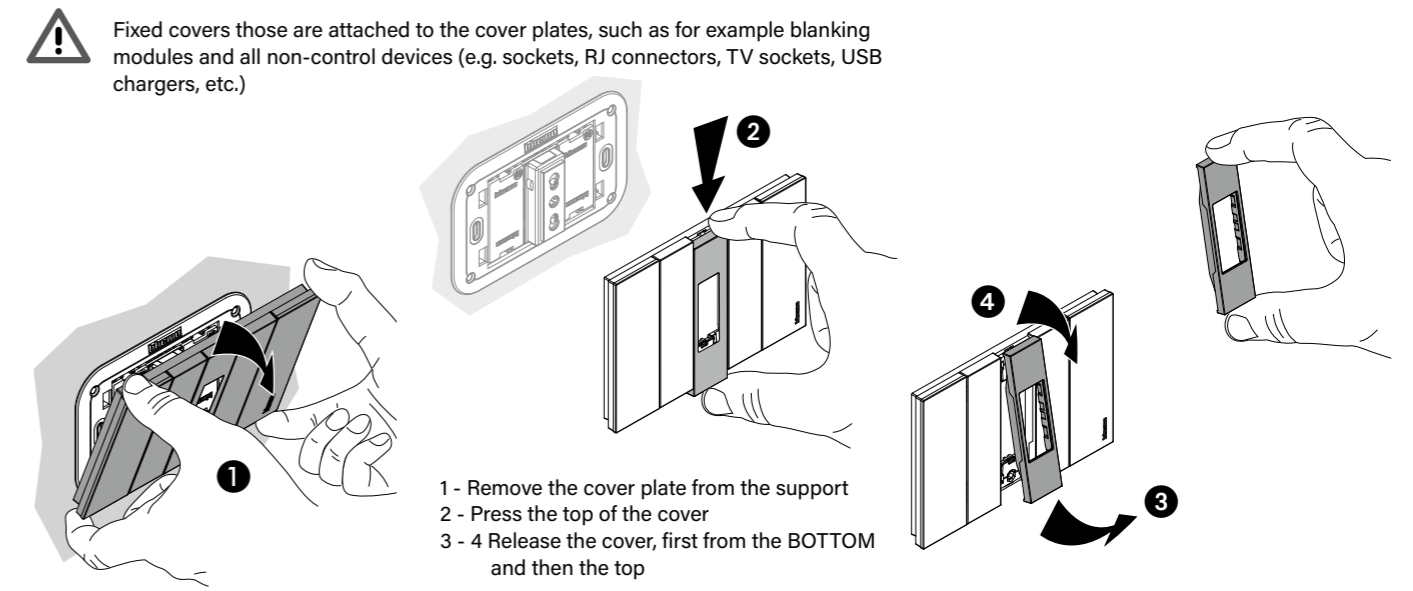
**LIGHT POINT INSTALLATION**



**REMOVING MOBILE COVERS**



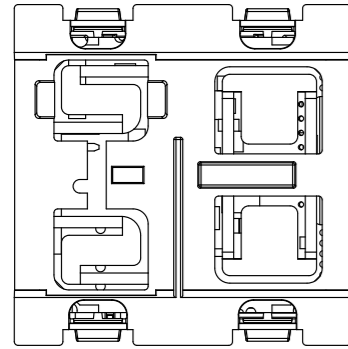
**REMOVING FIXED COVERS**



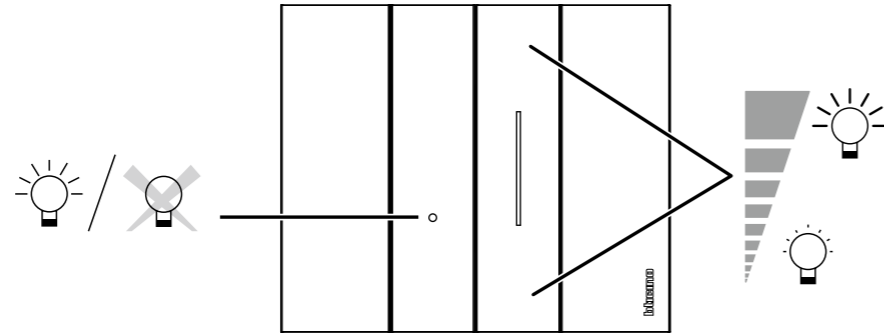
Living Now



TECHNICAL INFORMATION,  
 DIMENSIONAL DATA



K4410  
K4411



Switch the light on and off and bring the light to the desired level with a simple soft touch.  
 Possibility of setting different brightness levels.  
 ON/OFF notification LED.

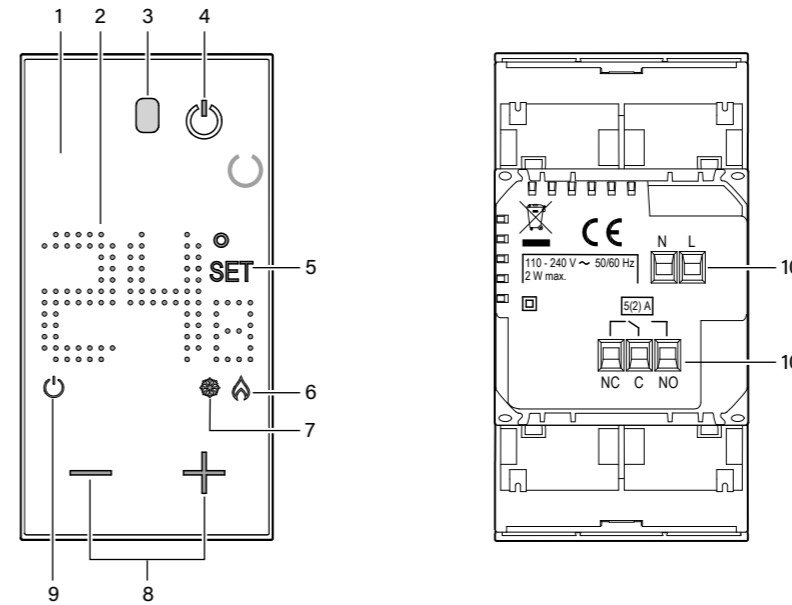
**DIMMER ITEM K4410 - TABLE OF MANAGED LOADS**

		1-10 V		
 2x2,5mm <sup>2</sup>				
240 V ~ 50/60 Hz	Max	600 VA	600 VA	600 VA
	Min.	20 VA	20 VA	20 VA

**DIMMER ITEM K4411 - TABLE OF MANAGED LOADS**

		R		L		C/L			
 2x2,5mm <sup>2</sup>									
240 V ~ 50/60 Hz	Max.	400 W	400 W	400 VA	200 VA	400 VA	200 VA	75 W or max. 10 lamps	75 W or max. 10 lamps
	Min.	3 W	3 W	3 VA	3 VA	3 VA	3 VA	3 W	3 W

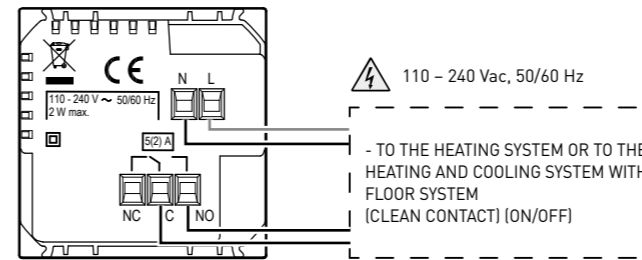
**ELECTRONIC ROOM THERMOSTAT ITEM KW4441-KG4441-KM4441**



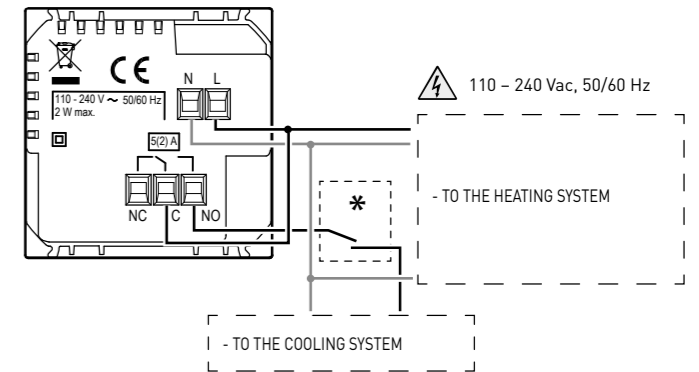
1. Backlit display
2. Temperature display
3. Lighting sensor
4. ON / OFF key sets the system (OFF) in anti-frost (7 ° C) or heat-protection (35 ° C) mode
5. Temperature setting indicator: appears when the temperature is being set
6. ON heating indicator
7. ON cooling indicator
8. Keys for temperature setting
9. OFF thermostat indicator
10. Connection clamps

**Wiring diagrams**

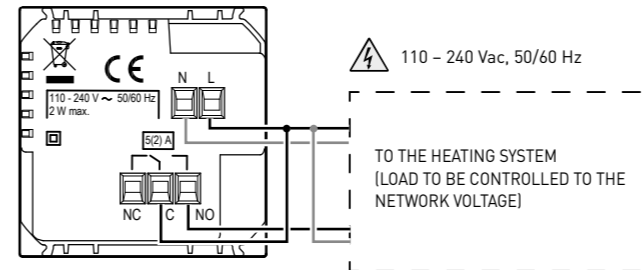
- System only for heating with clean contact (e.g. boiler activation) or heating and cooling with floor system



- Heating and cooling with different systems




- System only for heating with load to be controlled to the mains voltage (e.g. 230Vac solenoid valve)



**Technical features**

Power supply	110 - 240 V ±, 50/60 Hz
Absorption	2 W max
Maximum cable section	1 x 1.5mm <sup>2</sup>
Operating temperatures	5 - 40 ° C
Setpoint temperature	5 - 40 ° C; increase of 0.5 ° C
Type of operation	1BU
Pollution index	2
Rated pulse voltage	4 kV
Contact output	5(2) A

**BTicino** SpA  
Viale Borri, 231  
21100 Varese - Italy  
[www.bticino.com](http://www.bticino.com)



X2026 - Edition 08/2023